

FM320-B THRU FM3100-B

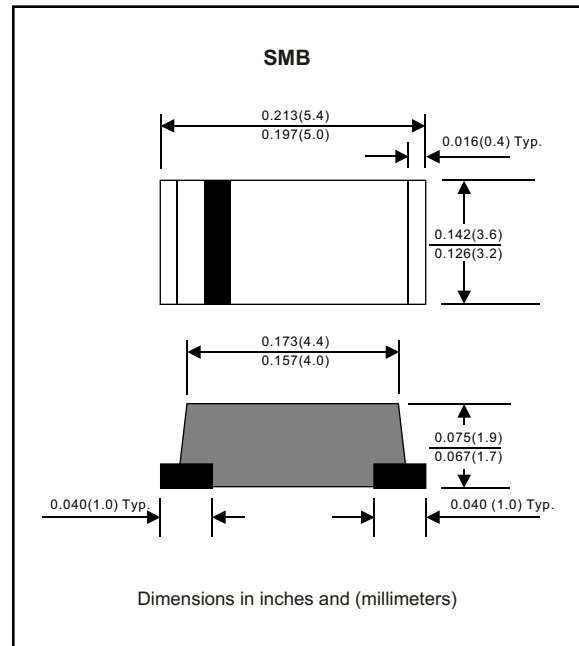
Silicon epitaxial planer type

Features

- Plastic package has Underwriters Laboratory Flammability Classification 94V-O Utilizing Flame Retardant Epoxy Molding Compound.
- For surface mounted applications.
- Exceeds environmental standards of ML-S-19500 / 228
- Low leakage current

Mechanical data

Case : Moulded plastic, JEDECDO-214AA
 Terminals : Solder plated, solderable per MIL-STD-750, Method 2026
 Polarity : Indicated by cathode band
 Mounting Position : Any
 Weight : 0.00878 ounce, 0.293 gram



MAXIMUM RATINGS (AT $T_A=25^{\circ}\text{C}$ unless otherwise noted)

PARAMETER	CONDITIONS	Symbol	MIN.	TYP.	MAX.	UNIT
Forward rectified current	See Fig.1	I_O			3.0	A
Forward surge current	8.3ms single half sine-wave superimposed on rate load (JEDEC methode)	I_{FSM}			80	A
Reverse current	$V_R = V_{RRM} \quad T_A = 25^{\circ}\text{C}$	I_R			0.5	mA
	$V_R = V_{RRM} \quad T_A = 125^{\circ}\text{C}$				20	mA
Thermal resistance	Junction to ambient	R_{JA}		55		$^{\circ}\text{C} / \text{w}$
Diode junction capacitance	f=1MHz and applied 4vDC reverse voltage	C_J		250		pF
Storage temperature		T_{STG}	-55		+150	$^{\circ}\text{C}$

SYMBOLS	MARKING CODE	V_{RRM}^{*1} (V)	V_{RMS}^{*2} (V)	V_R^{*3} (V)	V_F^{*4} (V)	Operating temperature ($^{\circ}\text{C}$)
FM320-B	SS32	20	14	20	0.50	-55 to +125
FM330-B	SS33	30	21	30		
FM340-B	SS34	40	28	40		
FM350-B	SS35	50	35	50	0.75	-55 to +150
FM360-B	SS36	60	42	60		
FM380-B	SS38	80	56	80	0.85	
FM3100-B	S310	100	70	100		

*1 Repetitive peak reverse voltage
 *2 RMS voltage
 *3 Continuous reverse voltage
 *4 Maximum forward voltage

RATING AND CHARACTERISTIC CURVES (FM320-B THRU FM3100-B)

FIG.1-TYPICAL FORWARD CURRENT DERATING CURVE

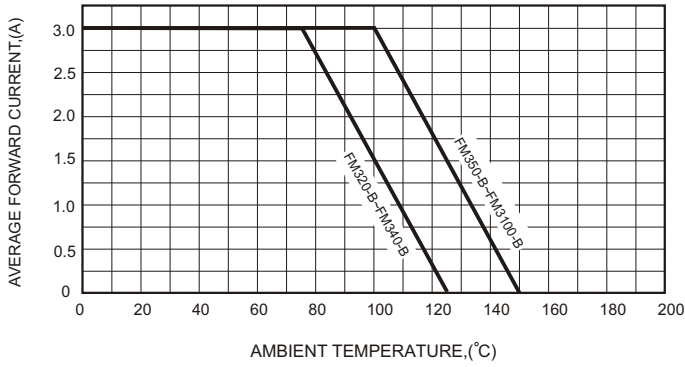


FIG.2-TYPICAL FORWARD CHARACTERISTICS

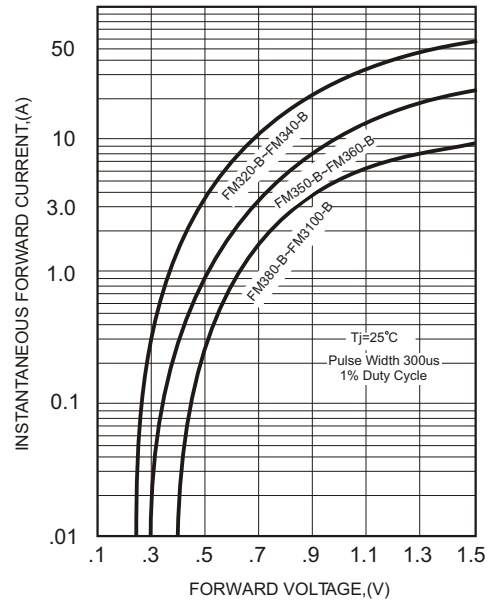


FIG.3-MAXIMUM NON-REPETITIVE FORWARD SURGE CURRENT

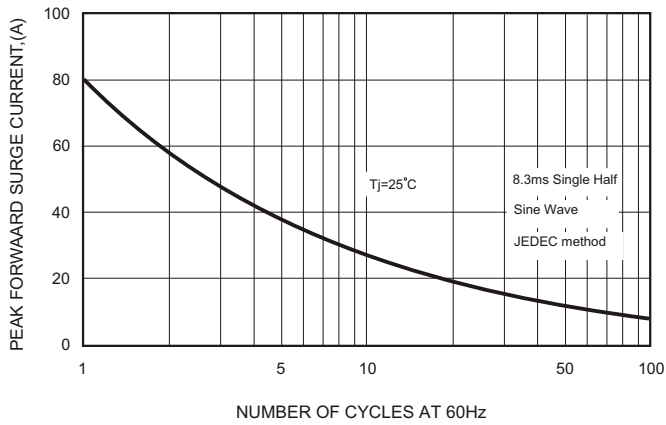


FIG.4-TYPICAL JUNCTION CAPACITANCE

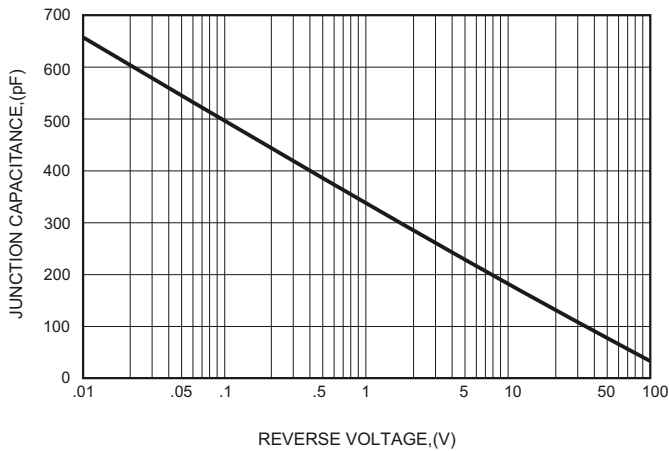


FIG.5 - TYPICAL REVERSE CHARACTERISTICS

